

Efficacy of Bictegravir/Emtricitabine/Tenofovir Alafenamide (B/F/TAF) Versus Dolutegravir (DTG)-Based 3-Drug Regimens in Adults With HIV Who Have Suboptimal Antiretroviral Adherence

Kristen Andreatta,¹ Paul E. Sax,² David Wohl,³ Michelle L. D’Antoni,¹ Hailin Huang,¹ Jason Hindman,¹ Christian Callebaut,¹ Hal Martin¹

¹Gilead Sciences, Inc., Foster City, CA, U.S.A.; ²Division of Infectious Diseases, Brigham and Women’s Hospital, Harvard Medical School, Boston, MA, U.S.A.; ³Division of Infectious Diseases, University of North Carolina, Chapel Hill, NC, U.S.A.

Key Findings

- Most participants in these double-blind, placebo-controlled trials receiving either B/F/TAF or DTG + 2 NRTIs demonstrated intermediate or high adherence by pill count (≥ 85%) to study drugs through Weeks 48, 96 and 144
- Participants with low adherence (< 85%) were younger, more likely to be Black and more likely to be treatment naïve (TN) than participants with high and intermediate adherence
- In the B/F/TAF group, virologic suppression was similar in participants with high and intermediate adherence compared with those with low adherence
- In the DTG + 2 NRTI group, virologic suppression was significantly lower in those with low adherence compared with those with high and intermediate adherence at Weeks 48, 96 and 144
 - Viremia at last visit was observed at similar frequencies for each of the DTG + 2 NRTI regimens, suggesting that this effect was not driven by one regimen
- Virologic suppression among participants with low adherence was significantly higher with B/F/TAF than DTG + 2 NRTIs at Week 144
- There were two cases of treatment-emergent M184V resistance in the DTG + 2 NRTI group
- There was no treatment-emergent resistance to B/F/TAF

Conclusion

- These data suggest that B/F/TAF is more effective than DTG + 2 NRTIs in achieving and maintaining virologic suppression in participants with suboptimal (< 85%) adherence to study drugs

Introduction

- Adherence to antiretroviral therapy is important for HIV viral suppression^{1,2}
 - Durable viral suppression prevents emergence of drug resistance, improves HIV morbidity and mortality outcomes, and prevents transmission of HIV to others¹⁻³
- The single tablet regimen B/F/TAF is a DHHS, IAS-USA and EACS guideline-recommended regimen for adults, adolescents and children weighing ≥ 14 kg,⁴⁻⁶ with demonstrated efficacy and tolerability and a high barrier to resistance
- Studies 1489, 1490, 4458, 1844 and 4030 were double-blind, placebo-controlled trials evaluating B/F/TAF versus DTG + 2 NRTIs in participants with HIV who were either TN or virologically suppressed (VS)⁹⁻¹⁴
 - During the blinded phase of each trial, all participants received multiple daily tablets (active agent and placebo), allowing for unbiased comparison of adherence between treatment groups

Objective

- To evaluate adherence and determine the effect of adherence on virologic outcomes for participants receiving B/F/TAF versus DTG + 2 NRTIs

Methods

Studies Included and Analysis Populations

	Study 1489 ^{9,11}	Study 1490 ^{10,11}	Study 4458 ¹²	Study 1844 ¹³	Study 4030 ¹⁴	Total
Population	TN	TN	TN HIV/HBV	VS	VS	
Comparator regimen	DTG/ABC/3TC	DTG + F/TAF	DTG + F/TDF	DTG/ABC/3TC	DTG + F/TAF	
Analysis population,* n	626	634	240	562	560	2,622
B/F/TAF	312	311	119	281	283	1,306
DTG + 2 NRTIs	314	323	121	281	277	1,316
Analysis timepoints	Weeks 48, 96, 144	Weeks 48, 96, 144	Weeks 48, 96	Week 48	Week 48	

*Only participants with ≥ 1 returned pill bottle and ≥ 1 postbaseline HIV-1 RNA measurement were included.

- We performed a retrospective analysis of treatment adherence in clinical studies and its effect on virologic outcomes
- Adherence through Week 48, 96 or 144 was calculated as:

$$\text{Adherence (\%)} = 100 \times \frac{\text{Total no. of pills taken}^*}{\text{Total no. of pills prescribed}}$$

$$= 100 \times \frac{\sum \text{No. of pills taken}^* \text{ at each dispensing period}}{\sum \text{No. of pills prescribed at each dispensing period}}$$

*Imputed from unreturned pills.

- Assessment was limited to returned pill bottles
- Adherence was categorized as high (≥ 95%), intermediate (≥ 85%–< 95%) or low (< 85%)
- Baseline demographics and clinical characteristics were summarized according to treatment group and adherence category for both B/F/TAF and DTG + 2 NRTIs

Methods (Continued)

- Virologic outcomes were based on last available on-treatment HIV-1 RNA value through Weeks 48, 96 and 144 using LOCF imputation: < 50 c/mL (suppression) or ≥ 50 c/mL (viremia)
- Postbaseline resistance testing was performed for participants with confirmed virologic failure (HIV-1 RNA ≥ 50 c/mL at two consecutive visits) and HIV-1 RNA ≥ 200 c/mL at the confirmation visit, or with HIV-1 RNA ≥ 200 c/mL at Week 48 or last visit, with no resuppression of HIV-1 RNA to < 50 c/mL while on study drug

Results

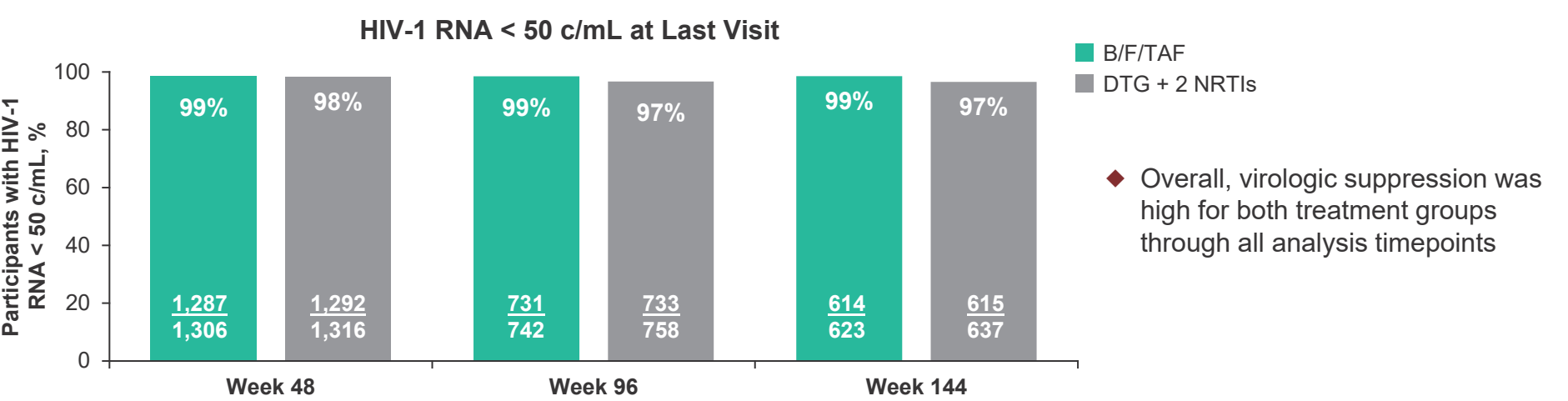
Demographics and Baseline Characteristics

Characteristic	B/F/TAF (n = 1,306)	DTG + 2 NRTIs (n = 1,316)
Age, years, median (Q1, Q3)	40 (29, 51)	39 (29, 50)
Race, n (%) [*]		
Asian / Black / White / Other	131 (10) / 333 (25) / 773 (59) / 65 (5)	138 (10) / 339 (26) / 778 (59) / 55 (4)
Ethnicity, n (%) [*]		
Hispanic or Latinx	268 (21)	255 (19)
TN, n (%)	742 (57)	758 (58)
CD4 count, cells/μL, median (Q1, Q3)	513 (344, 729)	505 (335, 701)

*Race and ethnicity data were missing for four participants in the B/F/TAF group and six participants in the DTG + 2 NRTI group.

- Baseline characteristics were similar between treatment groups

Summary of Virologic Outcomes



Week 48: Studies 1489, 1490, 4458, 1844 and 4030; Week 96: Studies 1489, 1490 and 4458; Week 144: Studies 1489 and 1490.

Characteristic	Week 48		Week 96		Week 144	
	Studies 1489, 1490, 4458, 1844, 4030	Studies 1489, 1490, 4458	Studies 1489, 1490, 4458	Studies 1489, 1490	Studies 1489, 1490	Studies 1489, 1490
B/F/TAF	1.5 (19/1,306)	1.5 (11/742)	1.5 (11/742)	1.4 (9/623)	1.4 (9/623)	1.4 (9/623)
DTG + 2 NRTIs	1.8 (24/1,316)	3.3 (25/758)	3.3 (25/758)	3.5 (22/637)	3.5 (22/637)	3.5 (22/637)
DTG/ABC/3TC	1.8 (11/595)	2.9 (9/314)	2.9 (9/314)	3.8 (12/314)	3.8 (12/314)	3.8 (12/314)
DTG + F/TAF	1.2 (7/600)	2.8 (9/323)	2.8 (9/323)	3.1 (10/323)	3.1 (10/323)	3.1 (10/323)
DTG + F/TDF	5.0 (6/121)	5.8 (7/121)	5.8 (7/121)	–	–	–

- HIV-1 RNA ≥ 50 c/mL at last visit was observed at similar frequencies for each of the DTG + 2 NRTI regimens, suggesting that viremia was not driven by one regimen

Demographics and Baseline Characteristics By Adherence Category Through Week 48

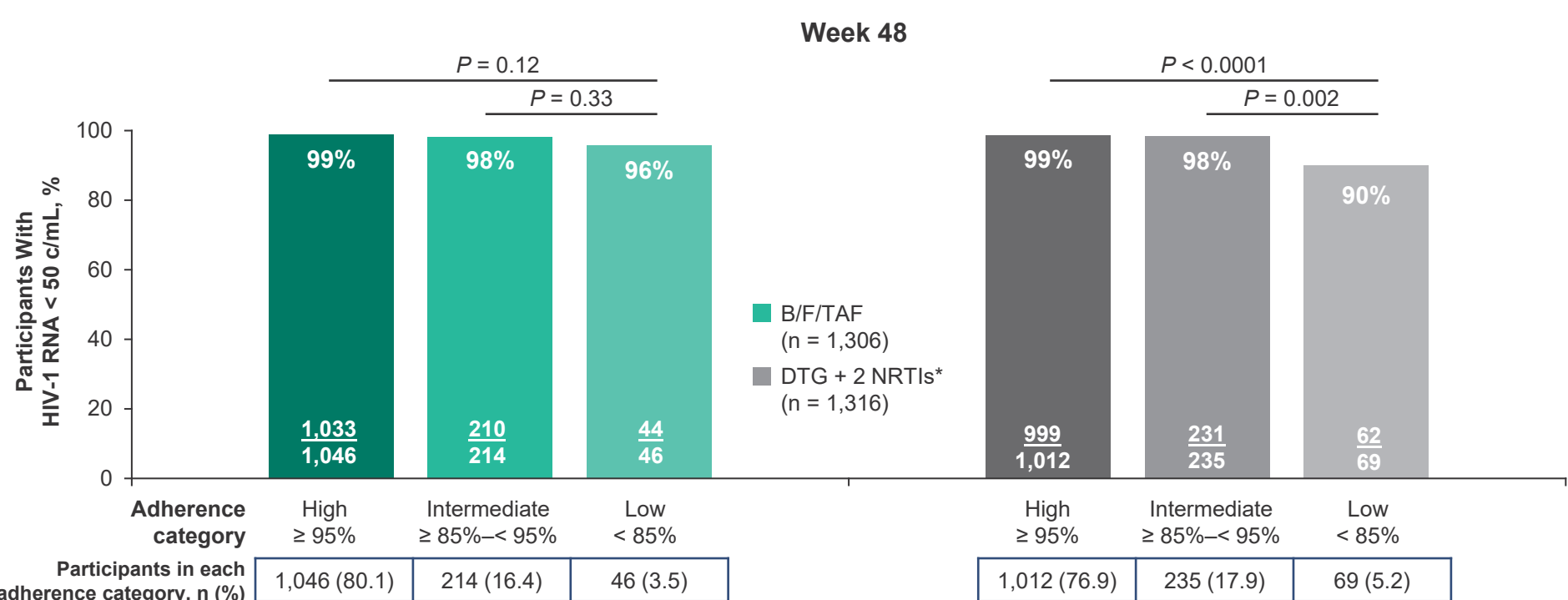
Characteristic	Adherence category through Week 48		
	High ≥ 95% (n = 2,058)	Intermediate ≥ 85%–< 95% (n = 449)	Low < 85% (n = 115)
Age, years, median (Q1, Q3)	40 (30, 51)	36 (26, 49)	34 (25, 47)
Race, n (%) [*]			
Asian / Black / White / Other	243 (12) / 449 (22) / 1,266 (62) / 92 (4)	19 (4) / 164 (37) / 244 (54) / 20 (4)	7 (6) / 59 (51) / 41 (36) / 8 (7)
Ethnicity, n (%) [*]			
Hispanic or Latinx	408 (20)	94 (21)	21 (18)
TN, n (%)	1,166 (57)	255 (57)	79 (69)
CD4 count, cells/μL, median (Q1, Q3)	506 (332, 711)	540 (369, 718)	474 (296, 725)

*Race and ethnicity data were missing for four participants in the B/F/TAF group and six participants in the DTG + 2 NRTI group.

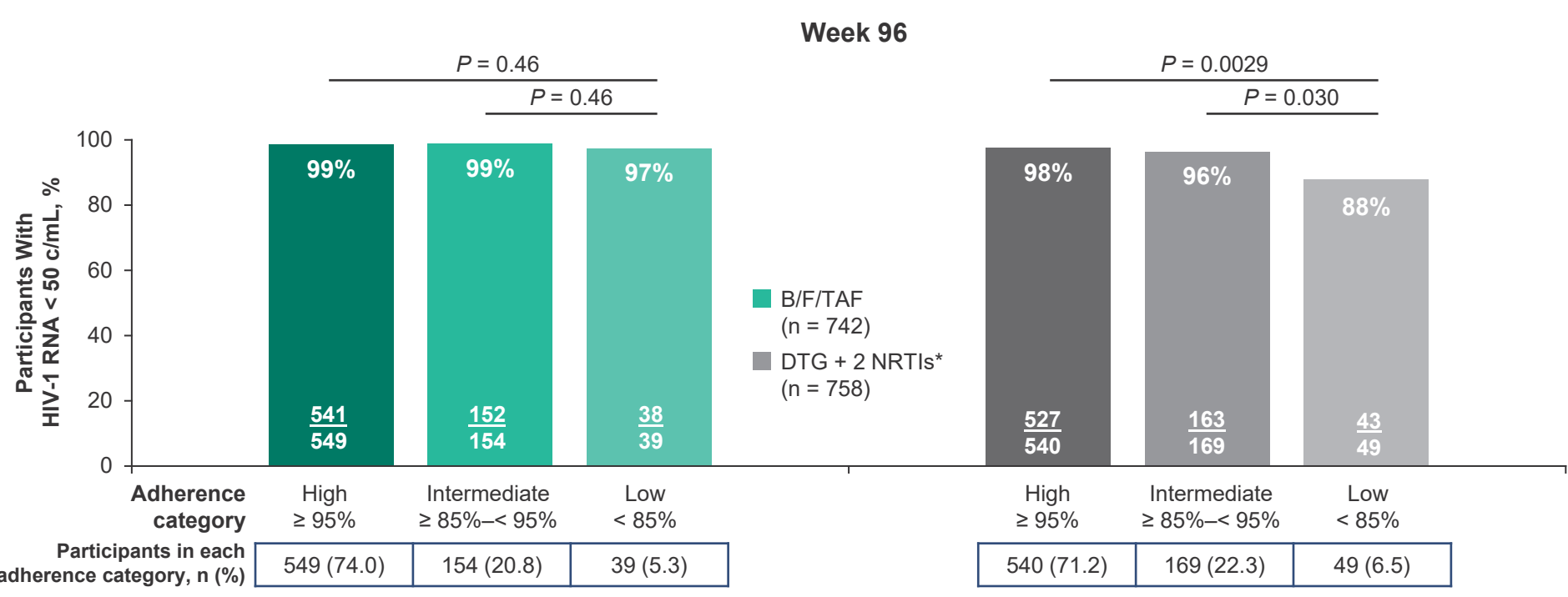
- Those with low adherence were younger, more likely to be Black and more likely to be TN at entry compared with those with high and intermediate adherence

Results (Continued)

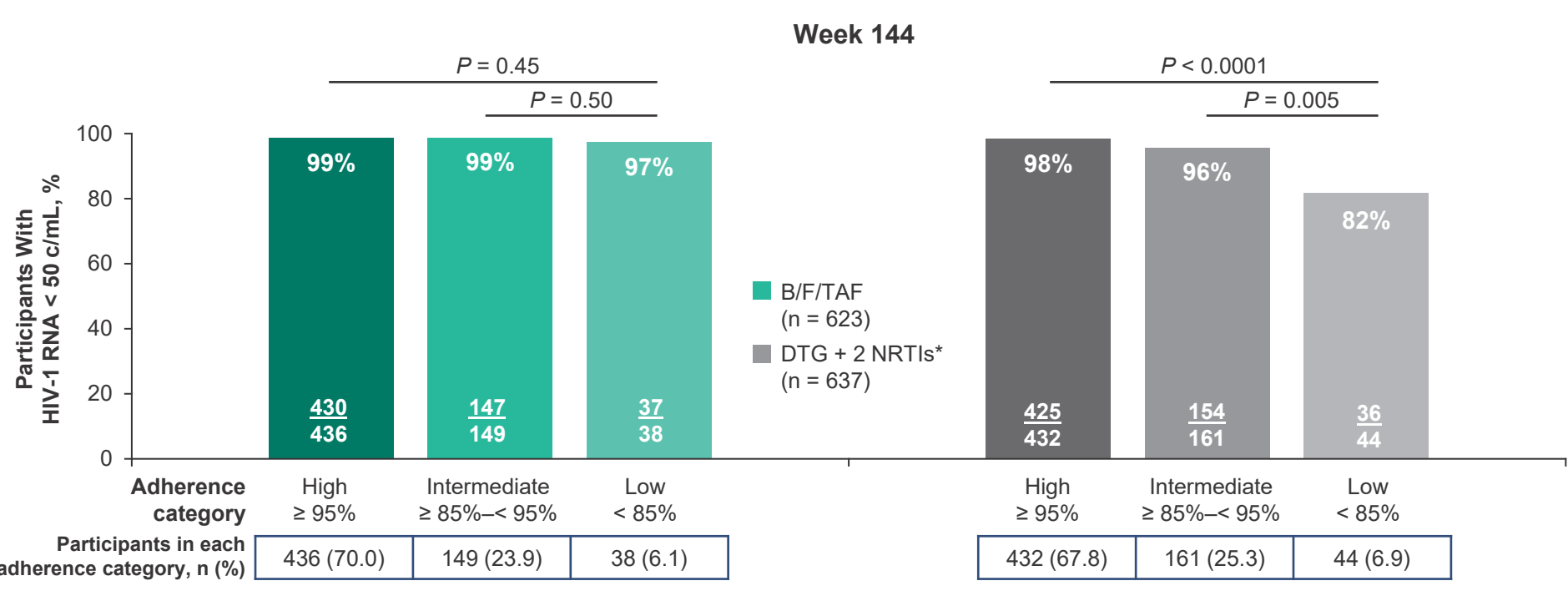
Virologic Suppression by Adherence



Studies 1489, 1490, 4458, 1844 and 4030 were included. Proportions of participants with virologic suppression were compared within treatment groups, with P-values determined by Cochran-Mantel-Haenszel test. *DTG + 2 NRTI regimens included DTG/ABC/3TC (n = 595), DTG + F/TAF (n = 600) or DTG + F/TDF (n = 121).



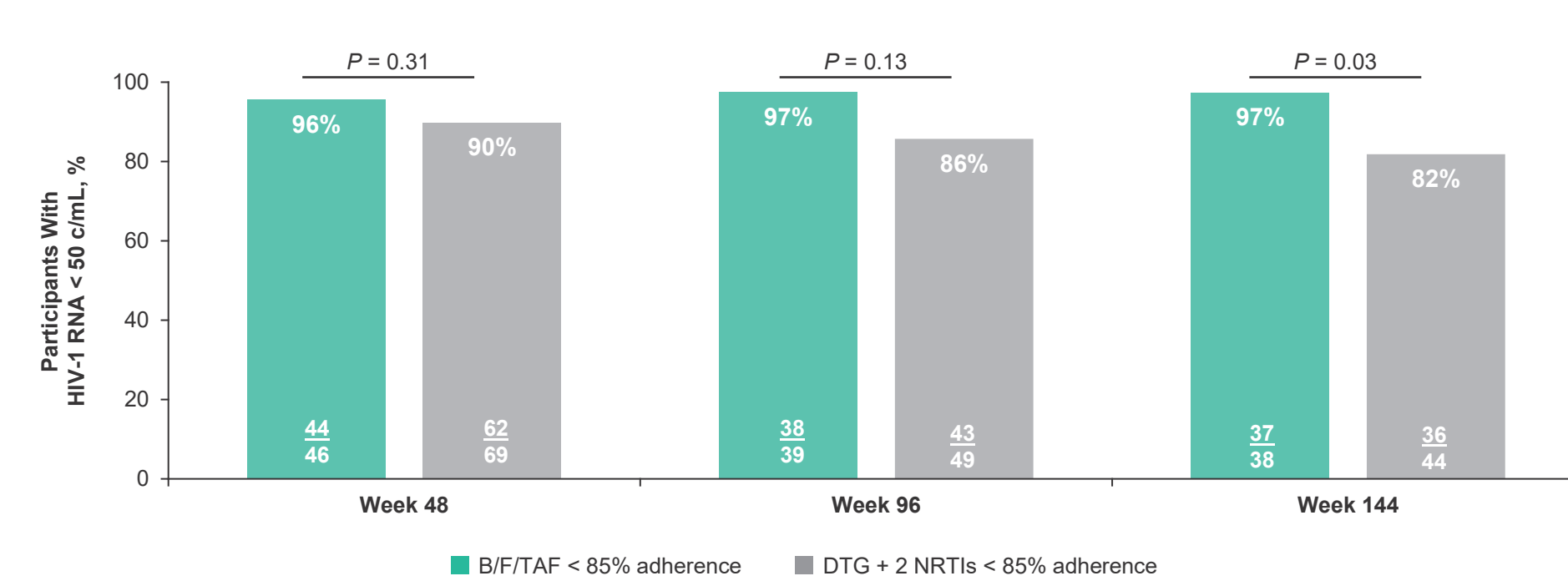
Studies 1489, 1490 and 4458 were included. Proportions of participants with virologic suppression were compared within treatment groups, with P-values determined using Fisher exact test. *DTG + 2 NRTI regimens included DTG/ABC/3TC (n = 314) or DTG + F/TAF (n = 323) or DTG + F/TDF (n = 121).



Studies 1489 and 1490 were included. Proportions of participants with virologic suppression were compared within treatment groups, with P-values determined using Fisher exact test. *DTG + 2 NRTI regimens included DTG/ABC/3TC (n = 314) or DTG + F/TAF (n = 323).

High levels of virologic suppression were observed regardless of adherence category for participants receiving B/F/TAF; however, virologic suppression was lower in participants with < 85% adherence compared with those with intermediate or high adherence (≥ 85%) receiving DTG + 2 NRTIs

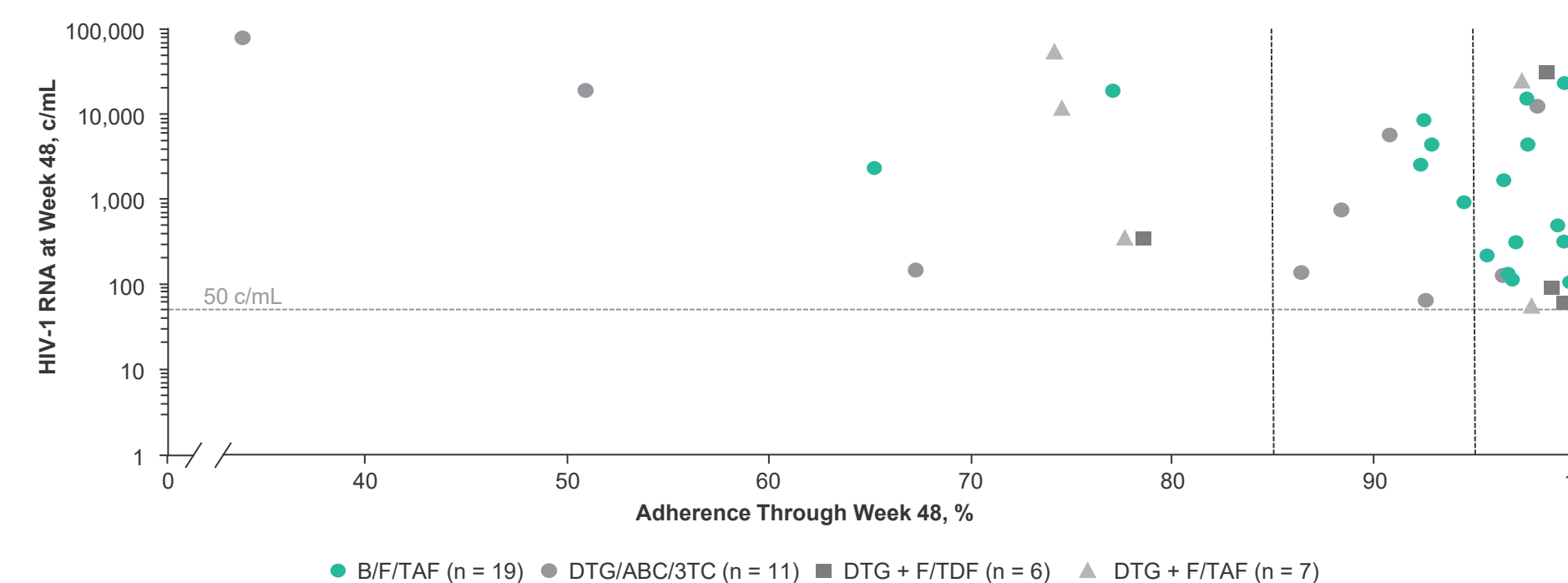
Virologic Suppression in Participants With Low Adherence (< 85%)



Week 48: Studies 1489, 1490, 4458, 1844 and 4030; Week 96: Studies 1489, 1490 and 4458; Week 144: Studies 1489 and 1490. Proportions of participants with virologic suppression were compared between treatment groups, with P-values determined using Fisher exact test.

At Week 144, virologic suppression was significantly higher among participants with low adherence receiving B/F/TAF compared with DTG + 2 NRTIs

Adherence and HIV-1 RNA Level in Participants With Viremia at Week 48 by LOCF Analysis



Among participants with Week 48 viremia, the range of HIV-1 RNA levels and the distribution of DTG + 2 NRTI regimens were broadly similar between adherence categories

Postbaseline Resistance Analysis

Participant number	Study	Regimen	Adherence through Week 144	Emergent resistance substitution
1	1489	DTG/ABC/3TC	92.9%	M184V
2	1489	DTG/ABC/3TC	86.4%	M184V

- Two participants on DTG/ABC/3TC had HIV-1 RNA ≥ 200 c/mL at their last visit during the blinded phase and were found to have emergent M184V; both resuppressed on open-label B/F/TAF
- No participants in the B/F/TAF group had treatment-emergent resistance

References: 1. Bangsberg DR, et al. AIDS 2006;20:223-231. 2. Nacheva JB, et al. Ann Intern Med 2007;146:564-573. 3. Fauci AS, et al. JAMA 2019;321:844-845. 4. DHHS. <https://clinicalinfo.hiv.gov/sites/default/files/guidelines/documents/adult-adolescent-arv/guidelines-adult-adolescent-arv.pdf> (accessed July 26, 2023); 5. Gandhi RT, et al. JAMA 2023;329:63-84. 6. EACS. https://www.eacsociety.org/media/guidelines-11.1_fmal_09-10.pdf (accessed July 26, 2023). 7. Biktarty* USPI, Gilead, February 2018. 8. Biktarty* EU SmPC, Gilead, June 2018. 9. Gallant J, et al. Lancet 2017;390:2063-2072. 10. Sax PE, et al. Lancet 2017;390:2073-2082. 11. Orkin C, et al. Lancet HIV 2020;7:e389-e400. 12. Avingsanson A, et al. Lancet HIV 2023;S2352-3018(23)00151-0. 13. Molina J-M, et al. Lancet HIV 2019;5:e357-e365. 14. Sax PE, et al. Clin Infect Dis 2021;73:e485-e493.

Acknowledgments: We thank all study participants and all participating study investigators and staff. This study was sponsored by Gilead Sciences. Medical writing support was provided by Anne Errichelli, DPhil (Aspire Scientific Ltd, U.K.), and was funded by Gilead.

Disclosures: KA, MLD, HH, JH, CC and HM: employed by and hold stocks/shares in Gilead. PES: advisor/consultant for Gilead, Janssen, Merck and Viiv Healthcare; grant/research support from Gilead and Viiv Healthcare. DW: advisor/consultant for and honoraria from Gilead, Janssen, Theratech and Viiv Healthcare; grant/research support from Gilead and Viiv Healthcare.

Abbreviations: 3TC, lamivudine; ABC, abacavir; B/F/TAF, bictegravir/emtricitabine/tenofovir alafenamide; c, copies; CD, cluster of differentiation; DHHS, Department of Health and Human Services; DTG, dolutegravir; EACS, European AIDS Clinical Society; F, emtricitabine; HBV, hepatitis B virus; IAS-USA, International Antiviral Society–USA; LOCF, last observation carried forward; NRTI, nucleos(t)ide reverse transcriptase inhibitor; Q, quartile; TAF, tenofovir alafenamide; TDF, tenofovir disoproxil fumarate; TN, treatment naïve; VS, virologically suppressed.